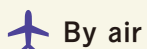


ACCESS

➔ Access to Wakkanai



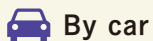
By air

Haneda – Wakkanai (Flights throughout the year)	Approx. 1 h 55 min.
New Chitose – Wakkanai (Flights throughout the year)	Approx. 55 min.

🚌 Cape Soya–Airport route bus

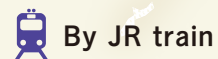
*As well as the bus from the airport to the city (Kuko–Shinai route), the Cape Soya–Airport (Soyamisaki–Kuko) route bus (Airport→Soya Hills→Cape Soya→Wakkanai Port North Breakwater Dome→Wakkanai Station→Ferry Terminal) also operates seasonally from Wakkanai Airport (scheduled to operate).

Inquiries Soya Bus Co., Ltd. ☎(0162)32-5151



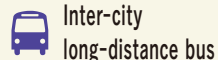
By car

Sapporo – Wakkanai	Approx. 315 km	Approx. 5 h 40 min.
Asahikawa – Wakkanai	Approx. 250 km	Approx. 4 h 50 min.
Abashiri – Wakkanai	Approx. 330 km	Approx. 5 h 50 min.
Mombetsu – Wakkanai	Approx. 210 km	Approx. 3 h 50 min.



By JR train

Sapporo – Wakkanai	Approx. 5 h (Differs according to the train)
Asahikawa – Wakkanai	Approx. 3 h 40 min. (Differs according to the train)



Inter-city long-distance bus

Sapporo – Wakkanai (6 services every day)	Approx. 5 h 50 min.
---	---------------------



➔ Wakkanai area transportation



Bus

[Wakkanai] Soya Bus (Ltd.)	☎(0162)32-5151
[Wakkanai] Hokuto Kanko (Ltd.)	☎(0162)23-3820
[Sapporo] Hokuto Kotsu Sapporo Reservation Center	☎(011)241-0241



Sightseeing taxi

Wakkanai Hinomaru Kotsu (Ltd.)	Shiomi 1-4-33	☎(0162)22-5000
Hokuto Hire (Ltd.)	Shiomi 5-5-1	☎(0162)33-2525



Airplane

ANA (Ltd.) Wakkanai Airport	☎(0162)27-2121
-----------------------------	----------------



By JR train

JR Hokkaido Wakkanai Sta.	☎(0162)23-2583
JR Hokkaido Minami Wakkanai Sta.	☎(0162)23-3217

Toyota Rental & Leasing Wakkanai Branch	Chuo 2-12-5	☎(0162)22-0100
Toyota Rental & Leasing Wakkanai Airport Branch	Koetoi	☎(0162)29-3100
Nippon Rent-a-Car Wakkanai Station Branch	Chuo 2-11-31	☎(0162)22-0919
Nippon Rent-a-Car Wakkanai Airport Branch	Koetoi	☎(0162)26-2233
Nissan Rent a Car Wakkanai Airport Branch	Koetoi	☎(0162)26-2324
Times Car Rental Wakkanai Station Branch	Chuo 2-12-20	☎(0162)22-5656
Times Car Rental Wakkanai Airport Branch	Koetoi	☎(0162)27-2226
Orix Rent A Car Wakkanai Branch	Shiomi 3-6-26	☎(0162)34-0543
Chiseki Sekiyu Sales (Ltd.) Shiomi SS Rent-a-Car	Shiomi 4-4-20	☎(0162)22-1109
Nico Nico Rent-a-Car Wakkanai Station Branch	Chuo 2-9-11	☎(0162)73-3888



Rent-a-car

➔ Access to the islands



Ferry

Wakkanai – Rishiri Island	Approx. 1 h 40 min.
Wakkanai – Rebus Island	Approx. 1 h 55 min.
Rishiri Island – Rebus Island	Approx. 45 min.

Tourist Inquiries

Tourist Information Center

- Wakkanai City Tourist Information Center (within KITAcolor) ☎(0162)22-2384
Open 10:00–18:00 Closed Year-end & New Year (Dec. 31–Jan. 5)
- Wakkanai Airport Tourist Information Center (within the Wakkanai Airport Terminal) (mid-May–Sept.)
Open 9:30–15:30
- Wakkanai Ferry Terminal Tourist Information Center (within Wakkanai Ferry Terminal)
Open 9:00–16:30 (May 1–6, May 25–Sept. 30)

Sakhalin sightseeing and other sightseeing trips

- Hokuto Kanko (Ltd.) Chuo 4-5-29 ☎(0162)23-3820

In times of emergencies

- Wakkanai Police Station Daikoku 1-6-48 ☎(0162)24-0110
- Wakkanai City Hospital Chuo 4-11-6 ☎(0162)23-2771